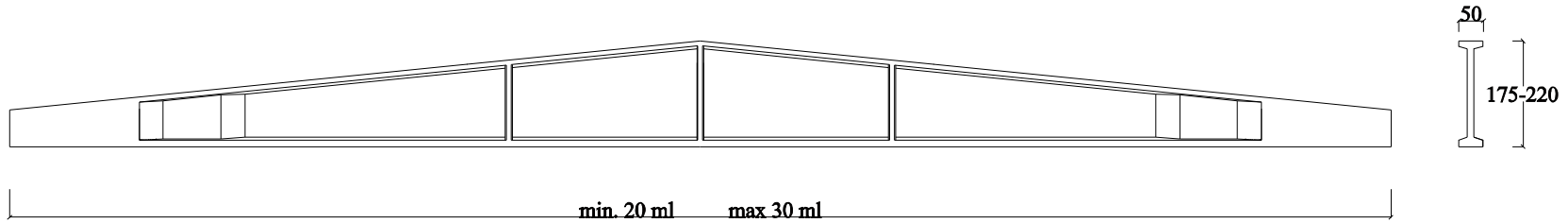
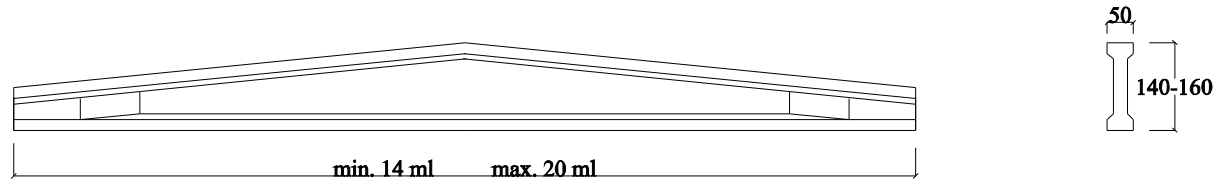


# TRAVI A DOPPIA PENDENZA PRECOMPRESSE



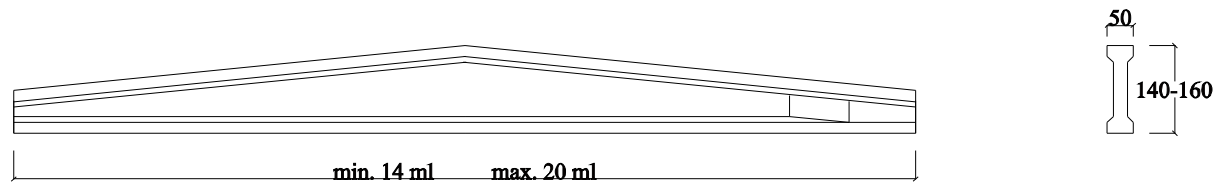
Trave D.P. luce da 20 a 30 ml.

TIPO 3 CON BULBO + PILASTRINI DI RINFORZO



Trave D.P. luce da 14 a 20 ml.

TIPO 2 CON BULBO



Trave D.P. luce da 14 a 20 ml.

TIPO 1 SENZA BULBO